



Colin and Coco's Daily Maths Workout

Workout 1.3

Place Value





Place Value Workout

Workout A

Circle the larger number in each pair.

- | | | | | | |
|----|----|----|----|----|----|
| 7 | 12 | 72 | 42 | 72 | 73 |
| 13 | 8 | 63 | 83 | 54 | 52 |
| 9 | 16 | 90 | 60 | 63 | 68 |
| 18 | 12 | 45 | 65 | 92 | 97 |

Workout B

Place Value Workout

Circle the smaller number in each pair.

- | | | | | | |
|----|----|----|----|----|----|
| 8 | 12 | 62 | 52 | 46 | 41 |
| 11 | 8 | 70 | 60 | 69 | 67 |
| 6 | 16 | 11 | 21 | 84 | 81 |
| 19 | 18 | 35 | 25 | 75 | 79 |

Workout C

Place Value Workout

Put each set of numbers in order from smallest to largest

- | | | | |
|------------|----------------------|------------|----------------------|
| 12, 9, 21 | <input type="text"/> | 50, 49, 41 | <input type="text"/> |
| 7, 27, 17 | <input type="text"/> | 91, 90, 19 | <input type="text"/> |
| 18, 28, 8 | <input type="text"/> | 12, 20, 18 | <input type="text"/> |
| 31, 13, 30 | <input type="text"/> | 63, 36, 60 | <input type="text"/> |



Plot It Game

You need:

0 - 100 benchmarked number line (at the bottom of this page.)

Two sets of cards 1 - 9 (Use playing cards or print off the cards at the back of the pack.)

To play:

Shuffle the two sets of cards together.

Put the cards in a deck face down.

Take it in turns to turn over two cards, to make a two-digit number.

The first card represents the tens and the second represents the ones.

Plot your number on the number line, convincing your opponent that you are plotting it in the correct place..

Put the cards into a discard pile.

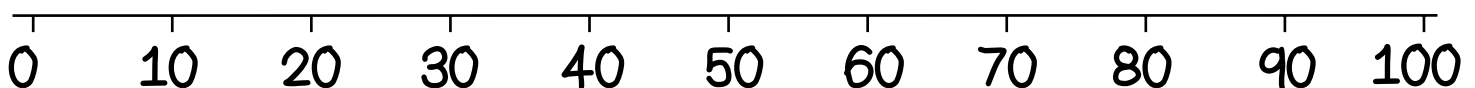
I have turned over a 4 then a 6
so I have 4 tens and 6 ones the number
is forty-six.

Then it is the next player's turn.

If all the cards have been used, shuffle them and continue playing.

To win:

The winner is the first player to get 4 of their points plotted without any of their opponent's points in between.





Missing Number Workouts

Put digits in the empty boxes so that each set of numbers are in order from smallest to largest.
Complete each one in several different ways.

$$\square, \square 3, 1\square, \square 4$$

$$19, \square 0, \square 4, 3\square$$

$$48, \square\square, 5\square, 58$$

Now complete them all using the digits 0, 1, 2, 3, 4, 5, 6, 7, 8, and 9 once each.

Use the digits 2, 3, and 4 to make six different two digit numbers
Put all your numbers in order from smallest to largest.

<input type="text"/> <input type="text"/>	<input type="text"/> <input type="text"/>	<input type="text"/> <input type="text"/>	<input type="text"/> <input type="text"/>	<input type="text"/> <input type="text"/>	<input type="text"/> <input type="text"/>
---	---	---	---	---	---

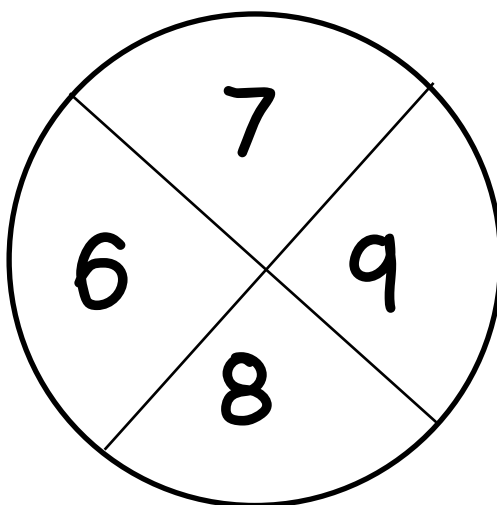
Repeat this with three different digits.



Beanbag Challenge

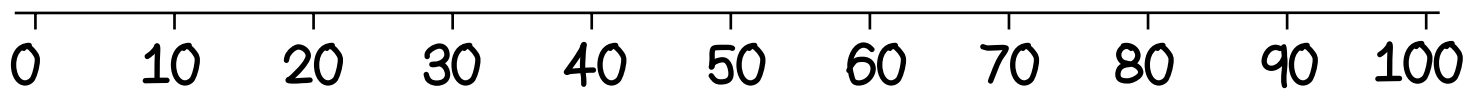
Workout F

Colin throws 2 beanbags at his target. They land on different numbers.



He uses the first throw as the number of tens. He uses the second throw as the number of ones.

Plot his numbers on the number line.
What do you notice?



What happens to the numbers you plot if you change the four numbers on the target?



Word Problem Workout

Workout G

Colin and Coco are playing the Beanbag Game.

Colin's total score is 38.

Coco's total score is 41.

Who is the winner?

Coco eats 19 crackers for breakfast.

She eats 21 crackers for lunch.

She eats 17 crackers for tea.

At which meal does she eat the most?

Colin has 24 apples.

Coco has 42 apples.

Who has the smaller number of apples?

In a car park there are 29 silver cars, 31 black cars and 13 red cars.

Put the cars in order from least to most.

In a family the ages are: Mum 41 years old, Dad 39 years old, Gran 70 years old, Dan 8 years old, Harry 6 years old.

Put them in order of age, from youngest to oldest.

Create your own problems for putting numbers in order.



Number of the Day Workout

Today's number is

Write it in words

Draw It

Double It

1 less

Draw It another way

1 more

10 more

10 less

Calculation so it is the difference.

Calculation so it is the total.