

CanDoMaths Daily Workout



Dear Parent/Carer

Welcome to the CanDoMaths Daily Workout resource pack.

All the resources have been designed to help your child practise the maths topics they have learnt this year and make sure their maths skills stay healthy and strong.

Colin and Coco both know that deliberate practice is really important. Coco likes to say '*Practice makes permanent*'; Colin prefers '*Practice keeps me skilled*'.

This pack focuses on practising **Addition and Subtraction** Skills.

There are three types of Workouts for your child to practise:

- 1) 'Do It' questions (Workouts A, B and C)
Find the answer to show they can still 'Do' the skill.
- 2) Problems to solve (Workouts D, E, F and G)
Word problems, empty box problems and puzzles with lots of possibilities to show they can apply the skill.
- 3) Exploring facts for the week (Workout H)
Choose the number of the date for Workouts 1 – 3, use the digits in the date for Workouts 4 – 6.

The idea is that you pick one or two Workouts for your child to complete each day – for example one 'Do It' and one 'Problem' Workout or just one 'Problem'. The CanDoMaths Gang (Liz and Steve) will provide a short video with guidance and hints for each pack on our **YouTube Channel**. Answers will also be shared via Twitter **@MathsCanDo** starting with the first activity on **Monday 23rd March**. The weekly plan followed will be:

Monday: Workouts A and D
Tuesday: Workout E
Wednesday: Workouts B and F
Thursday: Workouts C and G
Friday: Workout H



If you wish to do more practice, here is a list of some of Colin and Coco's favourite maths games and websites

Hit the Button www.topmarks.co.uk/maths-games/hit-the-button



Practise solve word problems using the Bar Model:
www.mathplayground.com/thinkingblocks.html



Maths Games



www.mathplayground.com/index_addition_subtraction.html

www.mathplayground.com/index_multiplication_division.html

www.mathplayground.com/index_fractions.html



NRich Games for Lower Primary rich.maths.org/9412

NRich Interactives Lower Primary rich.maths.org/9414

NRich Games for Upper Primary rich.maths.org/9413

NRich Interactives Upper Primary rich.maths.org/9415



Colin and Coco's Daily Maths Workout

Workout 2.1

Addition





Addition Workout

Workout A

$14 + 15 = \square$	$34 + 15 = \square$	$27 + 12 = \square$	$44 + 24 = \square$
$23 + 16 = \square$	$12 + 16 = \square$	$12 + 46 = \square$	$15 + 33 = \square$
$17 + 22 = \square$	$15 + 23 = \square$	$23 + 54 = \square$	$52 + 15 = \square$
$15 + 24 = \square$	$14 + 25 = \square$	$11 + 36 = \square$	$34 + 53 = \square$

Addition Workout

Workout B

$\square = 13 + 25$	$\square = 24 + 34$	$\square = 32 + 35$	$\square = 25 + 15$
$\square = 22 + 36$	$\square = 37 + 11$	$\square = 43 + 24$	$\square = 37 + 43$
$\square = 24 + 15$	$\square = 23 + 46$	$\square = 36 + 11$	$\square = 48 + 22$
$\square = 47 + 22$	$\square = 28 + 11$	$\square = 54 + 16$	$\square = 24 + 43$

Addition Workout

Workout C

$14 + 17 = \square$	$34 + 17 = \square$	$27 + 15 = \square$	$44 + 28 = \square$
$23 + 18 = \square$	$18 + 16 = \square$	$16 + 46 = \square$	$15 + 39 = \square$
$17 + 24 = \square$	$15 + 27 = \square$	$28 + 54 = \square$	$55 + 15 = \square$
$15 + 26 = \square$	$18 + 25 = \square$	$19 + 36 = \square$	$34 + 58 = \square$



Addition Game

Workout D

You need:

Two sets of cards 1 - 9 (Use playing cards or print off the cards at the back of the pack.)

To play:

Shuffle the two sets of cards together.

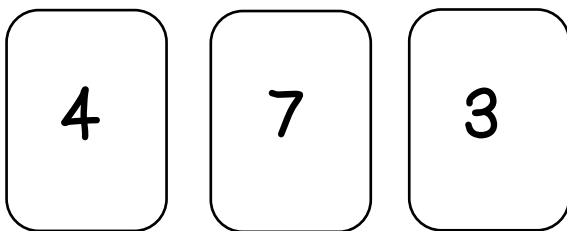
Deal three cards to each player.

Each player makes a 2-digit number and a 1-digit number and adds them to find a total.

The player with the larger total scores a point.


For example:

Player 1's Cards



Player 1 makes 74 and 3 so their total is 77

Player 2's Cards



Player 2 makes 85 and 6 so their total is 91

Player 2 scores a point because they have a larger total.

Shuffle all the cards and deal again.

To win:

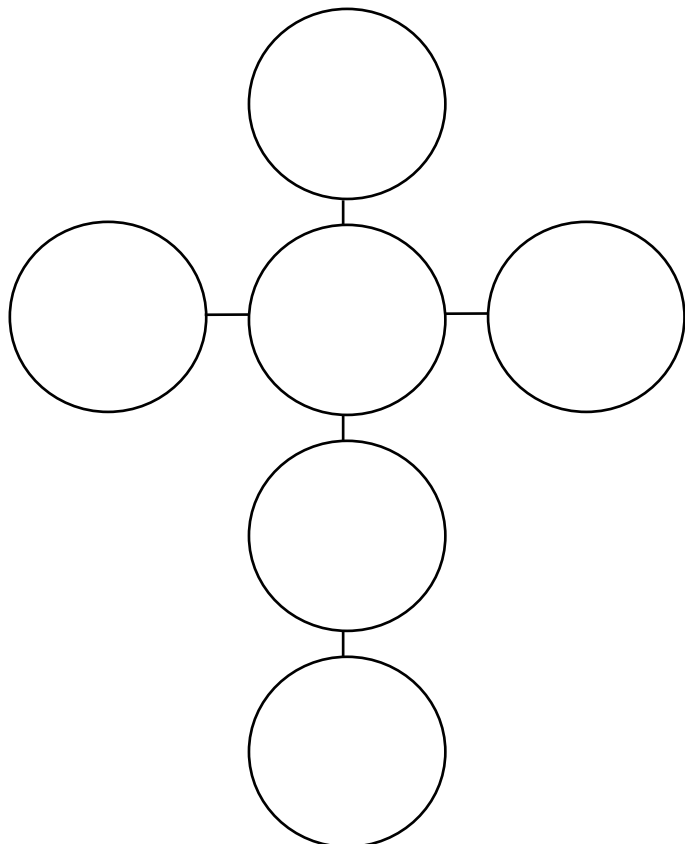
The winner is the first player to get 5 points.

You can play this game to practise adding two 2-digit numbers by dealing four cards to each player.

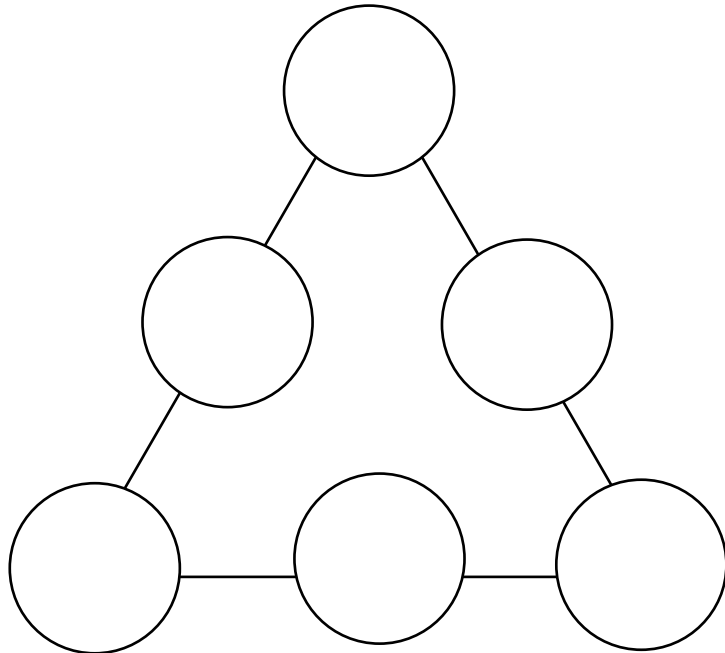


Missing Number Workout

Use the numbers 3, 4, 5, 6, 7 and 8 so that each line adds up to 20.



Use the numbers 3, 4, 5, 6, 7 and 8 so that each line adds up to 15.

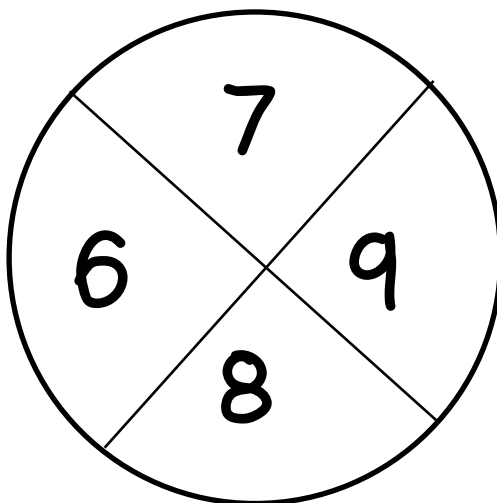




Beanbag Challenge

Workout F

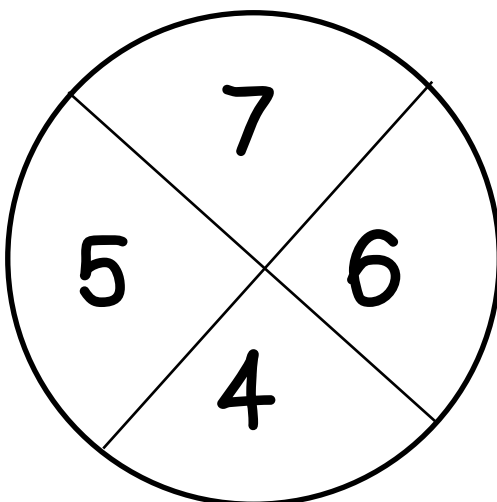
Colin throws 3 beanbags at his target.



He scores 24. Where could his beanbags have landed? Find four different ways.

What other totals could he score with 3 beanbags if they have to land on three different numbers? Make a list.

Coco throws 3 beanbags at her target.



She scores 18. Where could her beanbags have landed? Find two different ways.

Can she score all the totals from 15 to 21?



Word Problem Workout

Be careful - they are not all addition problems!

Colin scores 8 with his first beanbag.
He scores 7 with his second beanbag.
He scores 9 with his third beanbag.
How much has he scored altogether?

Coco eats 16 crackers for breakfast.
She eats 17 crackers for tea.
How many crackers does she eat altogether?

Colin has 24 apples.
He eats 5 apples.
How many apples are left?

Colin has 19 blue cars.
He has 19 red cars.
How many cars does Colin have in total?

Coco has 26 balloons.
She pops 11 balloons.
How many balloons are left?

Create your own problems for $15 + 14$



Number of the Day Workout

Today's number is

Write it in words

Draw It

Double It

Halve It

Draw It another way

Add 9

10 more

10 less

Calculation so it is the difference.

Calculation so it is the total.



Colin and Coco's Daily Maths Workout

Workout 2.2

Subtraction





Subtraction Workout 1

Workout A

$28 - 3 = \square$

$27 - 2 = \square$

$48 - 5 = \square$

$27 - 9 = \square$

$28 - 4 = \square$

$27 - 3 = \square$

$48 - 6 = \square$

$47 - 9 = \square$

$39 - 3 = \square$

$36 - 2 = \square$

$39 - 5 = \square$

$56 - 9 = \square$

$39 - 4 = \square$

$36 - 3 = \square$

$39 - 6 = \square$

$63 - 9 = \square$

Subtraction Workout 2

Workout B

$\square = 27 - 14$

$\square = 28 - 14$

$\square = 37 - 28$

$\square = 93 - 19$

$\square = 37 - 12$

$\square = 38 - 22$

$\square = 34 - 27$

$\square = 92 - 29$

$\square = 47 - 23$

$\square = 38 - 13$

$\square = 35 - 29$

$\square = 84 - 19$

$\square = 37 - 16$

$\square = 48 - 15$

$\square = 33 - 25$

$\square = 73 - 29$

Subtraction Workout 3

Workout C

$34 - 20 = \square$

$34 - 16 = \square$

$74 - 26 = \square$

$84 - 36 = \square$

$43 - 30 = \square$

$43 - 14 = \square$

$83 - 34 = \square$

$93 - 24 = \square$

$52 - 20 = \square$

$52 - 34 = \square$

$72 - 24 = \square$

$82 - 34 = \square$

$75 - 30 = \square$

$35 - 17 = \square$

$65 - 27 = \square$

$95 - 47 = \square$



Take Away Game

Workout D

You need:

Two sets of cards 1 - 9 (Use playing cards or print off the cards at the back of the pack.)

To play:

Shuffle the two sets of cards together.


Deal three cards to each player.

Each player makes a 2-digit number and a 1-digit number and subtracts their 1-digit number from their 2-digit number.

The player with the larger answer scores a point.

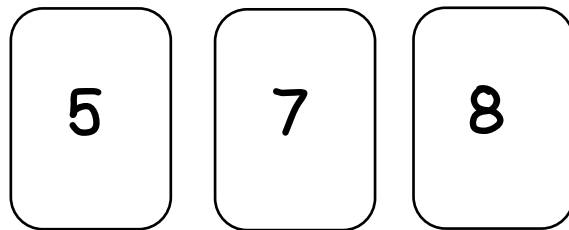
For example:

Player 1's Cards



Player 1 makes 64 and 3 so their answer is 61

Player 2's Cards



Player 2 makes 87 and 5 so their answer is 82

Player 2 scores a point because they have a larger answer.

Shuffle all the cards and deal again.

To win:

The winner is the first player to get 5 points.

You can play this game to practise subtracting two 2-digit numbers by dealing four cards to each player.



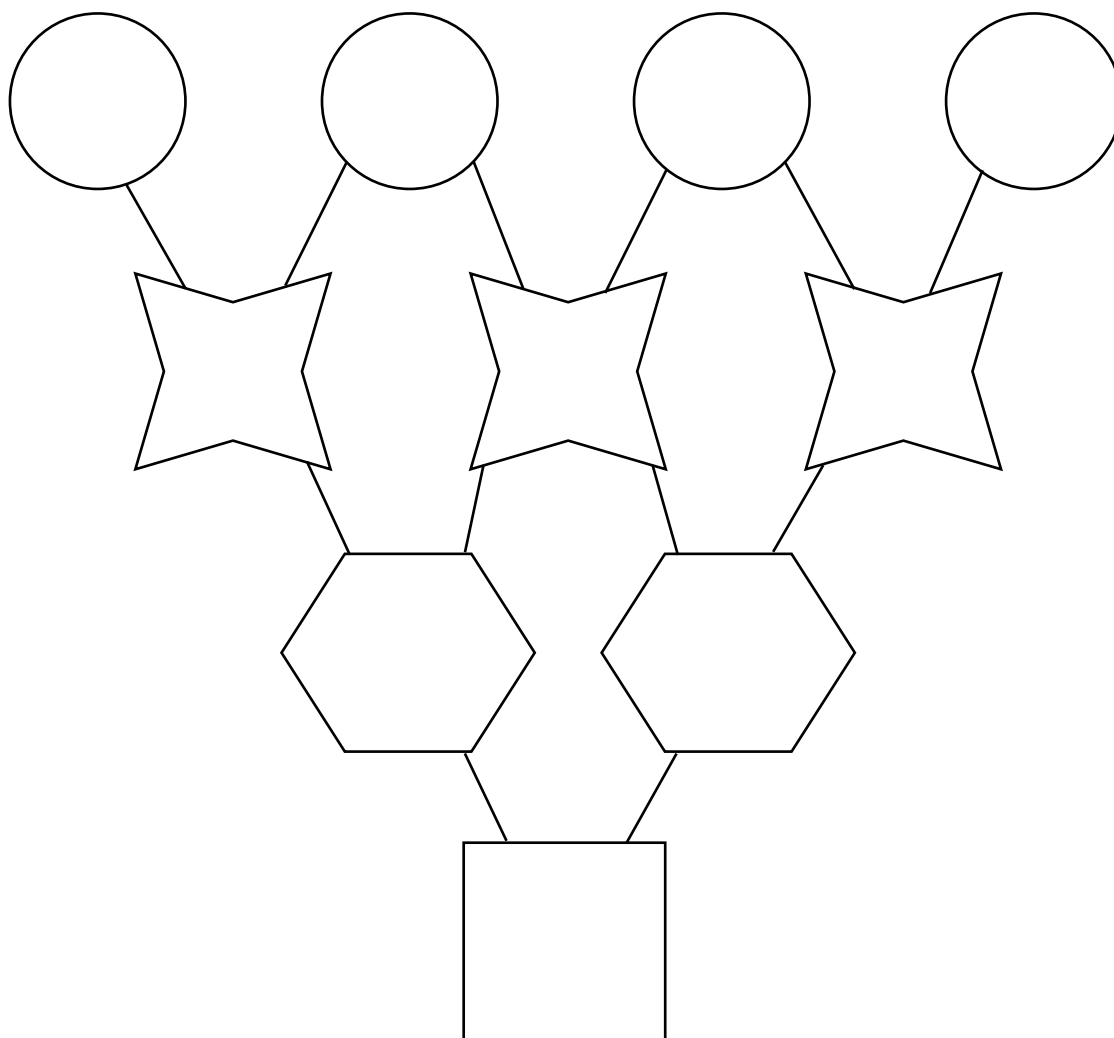
Missing Number Workout

Put a 2-digit number in each circle.

Find the difference between two of your numbers and write the answer in the star between them.

Now find the difference between the numbers in the stars and write the answers in the hexagons.

Finally, find the difference between the numbers in the hexagons and write the answer in the square.



Repeat this with different starting numbers.

If you start with larger numbers is the number in the square larger?

Can you find a way to get a 1 in the square?



Take Away Routes

Workout F

Start at the bottom left hand corner of the grid with 100.

Move across or up or down and subtract the number you land on each time.
Find two routes that mean you end up with zero at the top right hand corner.

			Finish with 0
8	24	19	10
11	12	9	12
16	22	7	8
12	19	32	16

Start with 100

So the first step means you will calculate $100 - 12$

The next step you could either move to 16 and subtract that from your answer, or move to 19 and subtract that.

Keep moving from square to square until you reach the top right hand corner.

Create your own grid of numbers to get from 100 to 0



Word Problem Workout

Be careful - they are not all subtraction problems!

Colin scores 23 with three beanbags.
He scores 6 with his first beanbag and 7 with his second.
How much did he score with his third beanbag?

Coco has 56 crackers in a pack.
She eats 17 crackers for tea.
How many crackers does she have left?

Colin has 34 apples.
Coco has 26 apples.
How many more apples does Colin have than Coco?

Colin has 35 red and blue cars.
He has 17 red cars.
How many blue cars does Colin have?

Coco has 23 balloons.
Colin has 38 balloons.
How many balloons do they have altogether?

Create your own problem for $35 - 18 = 17$



Number of the Day Workout

Today's number is

Write it in words

Draw It

Double It

Halve It

Draw It another way

Add 9

10 more

10 less

Calculation so it is the difference.

Calculation so it is the total.



Cards for the Games

1

2

3

4

5

6

7

8

9